


- ▶ *200 Series*
- ▶ *300 Series*
- ▶ *4000 Series*
- ▶ *7000 Series*
- ▶ *9000 Series*
- ▶ *Big Dot*
- ▶ *Eclipse*
- ▶ *PPD*
- ▶ *Time/Temp*
- ▶ *Serial Clock*
- ▶ *Window Display*
- ▶ *Director Series*
- ▶ *AlphaVision*
- ▶ *Software Solutions*



ALPHA[®]
Get the message.[™]

One-Line Indoor Models



- 2-, 3- or 4-inch Characters
- Red or tri-color
- Networkable via RS232, RS485 or Ethernet adapter (optional)
- Programmable via remote keyboard or ALPHA software
- Viewing distance up to 200 feet



Ideal for use in retail, factories, warehouses and service industries.



Case: 28.9" x 4.5" x 2.1"

2 1 5 C / R

Array: 90 x 7
1 line / 2.1" / 15 char.



Case: 37.7" x 3.8" x 2.9"

2 2 0 C

Array: 120 x 7
1 line / 2.1" / 20 char.



Case: 57.4" x 5.5" x 3.8"

3 2 0 C

Array: 120 x 7
1 line / 3.1" / 20 char.



Case: 84.4" x 5.5" x 3.8"

3 3 0 C

Array: 180 x 7
1 line / 3.1" / 30 char.



Case: 71.9" x 7.8" x 5.6"

4 2 0 R / C

Array: 120 x 7
1 line / 4" / 20 char.



Case: 49" x 6.25" x 4.25"


B I G D O T

Array: 80 x 7
1 line / 4" / 13 char.

Two-Line Indoor Models



- .7- to 4.8-inch Characters
- Red, green or tri-color
- Standard and NEMA enclosures available
- Networkable via RS232, RS485 or Ethernet adapter (optional)
- Programmable via remote keyboard or ALPHA software
- Viewing distance up to 240 feet
- Ideal for use in manufacturing, warehouses, call centers and lobbies



Ideal for use in manufacturing, warehouses, call centers, lobbies and schools.



(Not to scale) Case: 13.7" x 3.5" x 1.84"

PPD G / R

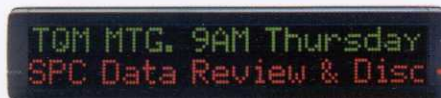
Array: 120 x 7
2 lines / .7" / 20 char.



Case: 28.2" x 7.7" x 5.5"

4 0 8 0 C

Array: 80 x 16
1 line / 4.8" / 8 char.
2 lines / 2.1" / 13 char.



Case: 40.2" x 7.7" x 5.1"

4 1 2 0 C / R

Array: 120 x 16
1 line / 4.8" / 12 char.
2 lines / 2.1" / 20 char.



Case: 52.2" x 7.7" x 5.1"

4 1 6 0 C / R

Array: 160 x 16
1 line / 4.8" / 16 char.
2 lines / 2.1" / 26 char.



Case: 64.2" x 7.7" x 5.1"

4 2 0 0 C / R

Array: 200 x 16
1 line / 4.8" / 20 char.
2 lines / 2.1" / 33 char.



Case: 76.2" x 7.7" x 5.1"

4 2 4 0 C / R

Array: 240 x 16
1 line / 4.8" / 24 char.
2 lines / 2.1" / 40 char.

Three+Line Indoor Models



- 1.5- to 7-inch Characters
- Tri-color
- Standard and NEMA enclosures available
- Networkable via RS232, RS485 or Ethernet adapter (optional)
- Programmable via remote keyboard or ALPHA software
- Viewing distance up to 350 feet



Ideal for use in factories, warehouses,
call centers and lobbies.



Case: 28.3" x 10" x 5.6"

7 0 8 0 C

Array: 80 x 24
1 line / 7.2" / 8 char.
2 lines / 3" / 13 char.
3 lines / 2.1" / 13 char.
4 lines / 1.5" / 16 char.



Case: 40.2" x 10" x 5.4"

7 1 2 0 C

Array: 120 x 24
1 line / 7.2" / 12 char.
2 lines / 3" / 20 char.
3 lines / 2.1" / 20 char.
4 lines / 1.5" / 24 char.



Case: 52.2" x 10" x 5.4"

7 1 6 0 C

Array: 160 x 24
1 line / 7.2" / 16 char.
2 lines / 3" / 26 char.
3 lines / 2.1" / 26 char.
4 lines / 1.5" / 32 char.



Case: 64.2" x 10" x 5.4"

7 2 0 0 C

Array: 200 x 24
1 line / 7.2" / 20 char.
2 lines / 3" / 33 char.
3 lines / 2.1" / 33 char.
4 lines / 1.5" / 40 char.

Four+Line Indoor Models



- 1.5- to 9.6-inch Characters
- Tri-color
- Standard enclosure
- Networkable RS232, RS485 and built-in Ethernet interface
- Enhanced sound capability
- Programmable via ALPHA software
- Viewing distance up to 480 feet
- Ideal for use in retail, factories, warehouses and service industries



Ideal for use in factories, warehouses, call centers and lobbies.



Case: 28" x 12" x 2.2"

➤ 9 0 8 0 C

Array: 80 x 32
 1 line / 9.6" / 9 char.
 2 lines / 4.5" / 9 char.
 3 lines / 3" / 9 char.
 4 lines / 2.1" / 13 char.
 5 lines / 1.5" / 16 char.



Case: 40" x 12" x 2.2"

➤ 9 1 2 0 C

Array: 120 x 32
 1 line / 9.6" / 13 char.
 2 lines / 4.5" / 13 char.
 3 lines / 3" / 13 char.
 4 lines / 2.1" / 20 char.
 5 lines / 1.5" / 24 char.



Case: 52" x 12" x 2.2"

➤ 9 1 6 0 C

Array: 160 x 32
 1 line / 9.6" / 17 char.
 2 lines / 4.5" / 17 char.
 3 lines / 3" / 17 char.
 4 lines / 2.1" / 26 char.
 5 lines / 1.5" / 32 char.



Case: 64" x 12" x 2.2"

➤ 9 2 0 0 C

Array: 200 x 32
 1 line / 9.6" / 22 char.
 2 lines / 4.5" / 22 char.
 3 lines / 3" / 22 char.
 4 lines / 2.1" / 33 char.
 5 lines / 1.5" / 40 char.



Case: 76" x 12" x 2.2"

➤ 9 2 4 0 C

Array: 240 x 32
 1 line / 9.6" / 26 char.
 2 lines / 4.5" / 26 char.
 3 lines / 3" / 26 char.
 4 lines / 2.1" / 40 char.
 5 lines / 1.5" / 48 char.



ALPHAVISION™

Character Matrix

- 1.4- or 2.1-inch Characters
- Tri-color, superbright red and red
- Text-only messages
- Viewing distance up to 100 feet

Full Matrix

- Minimum 2.1" Characters
- Tri-color
- Text and graphic display
- Viewing distance starting at 100 feet
- Standard and NEMA enclosures
- Networkable via RS232, RS485 or Ethernet adapter (optional)
- Programmable via ALPHA software
- Ideal for manufacturing and warehouse data management, theaters or employee communications


DIRECTOR

Oak / 1.4" / 8 x 16
 Aluminum / 1.4" / 8 x 16
 Aluminum / 1.4" / 8 x 24

Director

Encased in beautiful solid oak or aluminum, the Director is designed for high-visibility indoor use in offices, lobbies, conference rooms, boardrooms, showrooms, or any area that requires a sophisticated message center. Displays data in 3 vivid colors, perfect for these applications:

- Bank or hotel lobby - point of purchase info
- Event and conference room scheduling
- Activities/events board - front office greetings
- Personnel in/out - employee announcements
- Wireless IR remote control
- PC control with AlphaNET



SERIAL CLOCK

Case: 13.5" x 7.1" x 2.2"
 Network: RS485 serial control
 Chars: 4"

- Synchronized clocks
- Multiple time zone support

